

# Reggimensola a scomparsa tipo MN121

## Invisible shelf support type MN121

acciaio - nylon  
steel - nylon

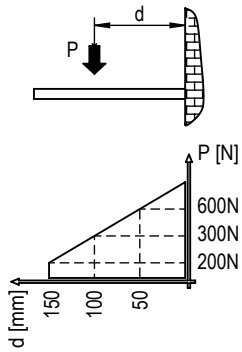
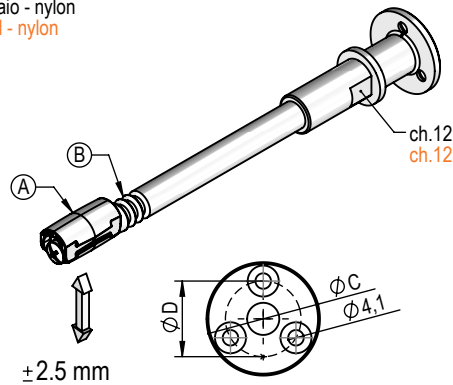


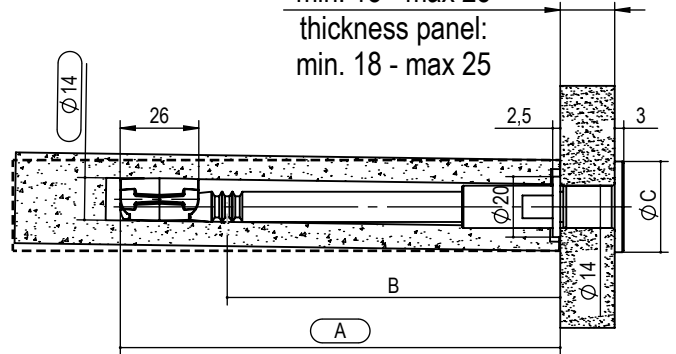
DIAGRAMMA DI CARICO  
DIAGRAM LOADING CAPACITY

CARATTERISTICHE FONDAMENTALI:  
"A" REGOLAZIONE INCLINAZIONE.  
"B" POSSIBILITA' DI AVVITARE UN GRANO NELLA GOLA PER EVITARE LO SFILAMENTO DELLA MENSOLA. SI CONSIGLIA DI FARE LE REGOLAZIONI APPOGGIANDO LA MENSOLA SUI REGGIMENSOLA, E UNA VOLTA ESEGUITE LE REGOLAZIONI INFILARE LA MENSOLA NELLE OPPORTUNE SEDI.

GENERAL ADVANTAGES:  
DOUBLE ADJUSTMENTS  
"C" POSSIBILITY TO INSERT A GRAN FOR ANTI-DROP SYSTEM. WE SUGGEST TO ADJUST BY LOCATING THE SHELF UPON THE SUPPORTS, AND INSERT IT AFTER THE ADJUSTMENTS.



spessore pannello:  
min. 18 - max 25  
thickness panel:  
min. 18 - max 25



tipo type	misura measure	A	B	C	D	finitura finishing	kg/ box	pcs/ box	pcs/ box
MN121.	120.	120	75	30.	30	02 zincato bianco white zinc	12,8	100	B
	145.	145	100	40.	30		14,0		
	170.	170	125				15,5		

es./e.g.: MN121.145.40.02

# Reggimensola a scomparsa tipo MN311

## Invisible shelf support type MN311

**CATAS**  
Test Report 372126 /1

acciaio  
steel

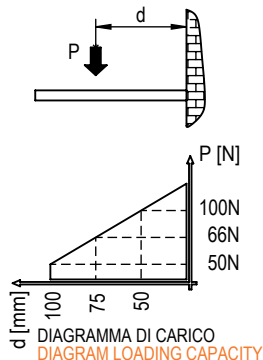
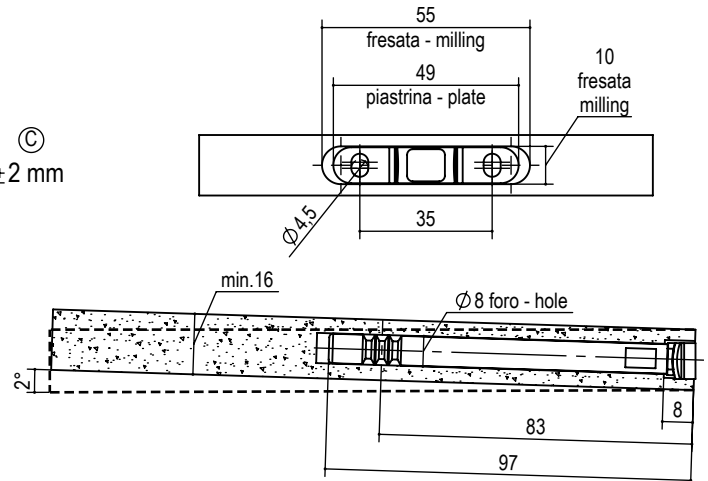
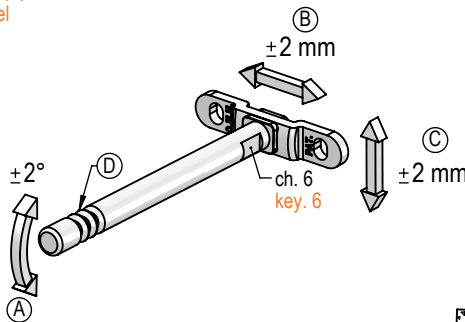


DIAGRAMMA DI CARICO  
DIAGRAM LOADING CAPACITY

CARATTERISTICHE FONDAMENTALI:  
- REGOLAZIONE INCLINAZIONE "A"  
- REGOLAZIONE ORIZZONTALE "B"  
- REGOLAZIONE VERTICALE "C"  
- ANTI-SGANCIO "D"  
POSSIBILITA' DI REGOLARE LA MENSOLA ASSEMBLATA

KEY FEATURES:  
- INCLINATION ADJUSTMENT "A"  
- HORIZONTAL ADJUSTMENT "B"  
- VERTICAL ADJUSTMENT "C"  
- ANTI-RELEASE "D"  
POSSIBILITY TO ADJUST THE ASSEMBLED SHELF



tipo assembly type	tipo non not assembly type	misura measure	finitura finishing	kg/ box	pcs/ box
A.MN311.	MN311.	100.	02 zincato bianco white zinc	2	100

es./e.g. tipo assemblata/ assembly type: A.MN311.100.02

es./e.g. tipo non assemblata/ not assembly type: MN311.100.02