



SERIE 230 | 300 | 415 900 | 1000 | 1700

ESECUZIONI SPECIALI, ACCESSORI, RICAMBI

Special versions, accessories,
spare parts

Versions spéciales, accessoires,
pièces détachées

Mod.	Per - For - Pour
------	------------------



Chiave grezza per serratura doppia mappa.

Key blank for double bitted locks.
Ebauche clé pour serrures double panneton.

951

Serie 900



Chiave grezza per cilindri tipo vecchio.

Key blank for old type cylinder.
Ebauche clé pour cylindres vieux modèle.

640

Cilindri/Cylinder/Cylindres 596




Chiave grezza per cilindri tipo nuovo.

Key blank for new type cylinder.
Ebauche clé pour cylindres nouveau modèle.

1740

Cilindri/Cylinder/Cylindres 596TN




Chiave grezza per cilindri a chiave piatta.

Key blank for new flat cylinder.
Ebauche clé pour cylindres nouveau modèle.

597TN.K

Cilindri/Cylinder/Cylindres 597TN



Pacco leve per serrature serie 900.

Levers pack for 900 series.
Paquet de georges pour serie 900.


997/DM/D

Destra/Right/Droite

997/DM/S

Sinistra/Left/Gauche

Mod.	Per - For - Pour
------	------------------



Cilindro a pompa Ø 30 mm.

Pump cylinder 30 mm diam.
Cylinder à pompe Ø 30 mm.

596TN/5

50 mm

Per serrature a pompa tipo nuovo attualmente in produzione.

596TN/6

60 mm

For new type pump locks currently in production.


596TN/7

70 mm

Pour serrures à pompe nouveau modèle actuellement en production.

596TN/8

80 mm



Cilindro a pompa Ø 30 mm.

Pump cylinder 30 mm diam.
Cylinder a pompe Ø 30 mm.

596/5N

50 mm

Kit adattamento per serrature a pompa tipo vecchio 25 mm.

596/6N

60 mm

Adapter kit for old type 25 mm pump locks.

596/7N

70 mm

Kit d'adaptation serrures à

596/8N

80 mm

pompe 25 mm vieux modèle.



597TN/5

50 mm

Per serrature a pompa in produzione

597TN/6

60 mm

For type pump locks currently in production.

597TN/7

70 mm

Pour serrures à pompe

597TN/8

80 mm

modèle